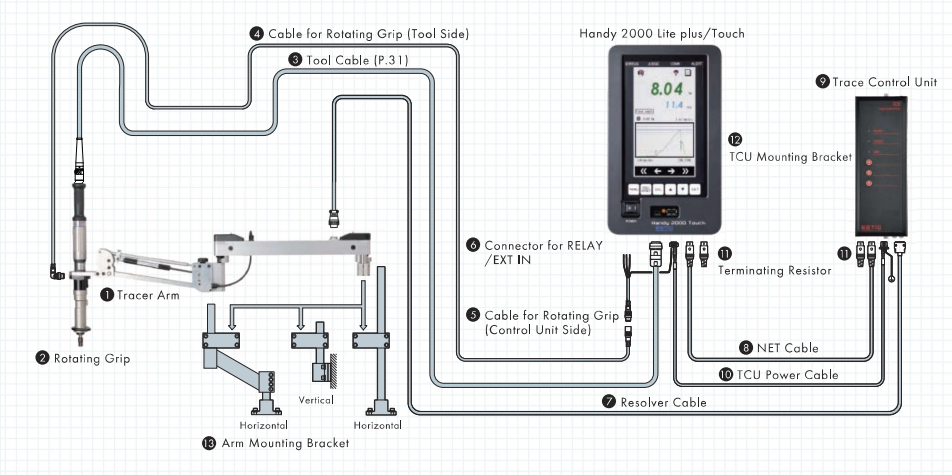


Tracer Arm Specifications

System Layout

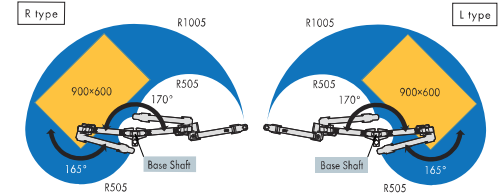


High Torque Tracer Arm



TH0505

Working Range ■ : Fastening Range ■ : Recommended Working Range



1 Model	Applicable Tool Model	Torque Range	2 Rotating Grip	4 Cable for Rotating Grip (Tool Side)	5 Cable for Rotating Grip (Control Unit Side)	6 Connector for RELAY/EXT IN	7 Resolver Cable	8 NET Cable	10 Arm Mounting Bracket
EH2-TH0505-R-AT3 EH2-TH0505-L-AT3 EH2-TH0505-R-AT3G EH2-TH0505-L-AT3G	EH2-R2035-S	7-35 N·m (5.2-25.8 ft·lb)	N/A	N/A	N/A	N/A	EH2-CVR3-010 (1m)	EH2-CVKN-005 (0.5m)	EH2-HAFM500 (Floor, Ceiling : Horizontal Mounting)
			N/A	N/A	N/A	N/A			
			N/A	N/A	N/A	N/A			
EH2-TH0505-R-AT4 EH2-TH0505-L-AT4	EH2-R2055-S EH2-R2085-S EH2-R2120-S	11-55 N·m (8.1-40.6 ft·lb) 17-85 N·m (12.5-62.7 ft·lb) 24-120 N·m (17.7-88.5 ft·lb)	N/A	N/A	N/A	N/A	EH2-CVR3-050 (5m)	EH2-CVKN-010 (1m)	EH2-HAFM500 (Floor, Ceiling : Horizontal Mounting)
			N/A	N/A	N/A	N/A			
			N/A	N/A	N/A	N/A			
EH2-TH0505-R-AT4G EH2-TH0505-L-AT4G	EH2-R2055-S EH2-R2085-S EH2-R2120-S	11-55 N·m (8.1-40.6 ft·lb) 17-85 N·m (12.5-62.7 ft·lb) 24-120 N·m (17.7-88.5 ft·lb)	EH2-RG04	EH2-CVG2-050	EH2-CVG3-003	EH2-FCN13-RL	EH2-CVR3-050 (5m)	EH2-CVKN-030 (3m)	EH2-HAFM500 (Floor, Ceiling : Horizontal Mounting)
			N/A	N/A	N/A	N/A			
			N/A	N/A	N/A	N/A			

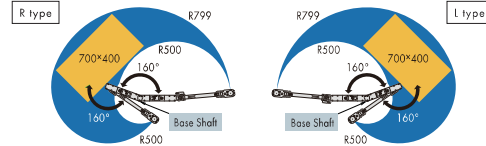
* Note : ② ④ ⑤ ⑥ are standard accessories.

Low Torque Tracer Arm



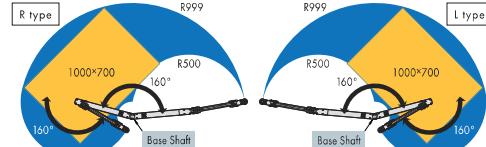
TA0305

Working Range ■ : Fastening Range ■ : Recommended Working Range



TA0505


Working Range ■ : Fastening Range ■ : Recommended Working Range



1 Model	Applicable Tool Model	Torque Range	2 Rotating Grip	4 Cable for Rotating Grip (Tool Side)	5 Cable for Rotating Grip (Control Unit Side)	6 Connector for RELAY/EXT IN	7 Resolver Cable	8 NET Cable	10 Arm Mounting Bracket
EH2-TA0305-R-AT1 EH2-TA0305-L-AT1	EH2-R0005-SL/SP EH2-R0010-SL/SP	1-5N·m (0.7-3.7 ft·lb) 2-10N·m (1.5-7.4 ft·lb)	N/A	N/A	N/A	N/A	EH2-CVR3-010 (1m)	EH2-CNK-005 (0.5m)	EH2-SAFM500 (Floor, Ceiling : Horizontal Mounting)
			N/A	N/A	N/A	N/A			
EH2-TA0305-R-AT1G EH2-TA0305-L-AT1G	EH2-R0005-SC EH2-R0010-SC	1-5N·m (0.7-3.7 ft·lb) 2-10N·m (1.5-7.4 ft·lb)	EH2-RG01	EH2-CVG1-001	N/A	N/A	EH2-CVR3-010 (1m)	EH2-CNK-010 (1m)	EH2-SAFM500 (Floor, Ceiling : Horizontal Mounting)
			N/A	N/A	N/A	N/A			
EH2-TA0305-R-AT2 EH2-TA0305-L-AT2	EH2-R1016-S EH2-R1020-S	3.2-16N·m (2.4-11.8 ft·lb) 4-20N·m (3-14.8 ft·lb)	N/A	N/A	N/A	N/A	EH2-CVR3-030 (3m)	EH2-CNK-030 (3m)	EH2-SAWM200 (Wall : Vertical Mounting)
			N/A	N/A	N/A	N/A			
EH2-TA0305-R-AT2G EH2-TA0305-L-AT2G	EH2-R1016-S EH2-R1020-S	3.2-16N·m (2.4-11.8 ft·lb) 4-20N·m (3-14.8 ft·lb)	EH2-RG02	EH2-CVG2-050	EH2-CVG3-003	EH2-FCN13-RL	EH2-CVR3-050 (5m)	EH2-CVKN-030 (3m)	EH2-SAWM200 (Wall : Vertical Mounting)
			N/A	N/A	N/A	N/A			
EH2-TA0505-R-AT1 EH2-TA0505-L-AT1	EH2-R0005-SL/SP EH2-R0010-SL/SP	1-5 N·m (0.7-3.7 ft·lb) 2-10 N·m (1.5-7.4 ft·lb)	N/A	N/A	N/A	N/A	EH2-CVR3-010 (1m)	EH2-CVKN-005 (0.5m)	EH2-SAFM500 (Floor, Ceiling : Horizontal Mounting)
			N/A	N/A	N/A	N/A			
EH2-TA0505-R-AT1G EH2-TA0505-L-AT1G	EH2-R0005-SC EH2-R0010-SC	1-5 N·m (0.7-3.7 ft·lb) 2-10 N·m (1.5-7.4 ft·lb)	EH2-RG01	EH2-CVG1-001	N/A	N/A	EH2-CVR3-010 (1m)	EH2-CVKN-010 (1m)	EH2-SAFM500 (Floor, Ceiling : Horizontal Mounting)
			N/A	N/A	N/A	N/A			
EH2-TA0505-R-AT2 EH2-TA0505-L-AT2	EH2-R1016-S EH2-R1020-S	3.2-16 N·m (2.4-11.8 ft·lb) 4-20 N·m (3-14.8 ft·lb)	N/A	N/A	N/A	N/A	EH2-CVR3-050 (5m)	EH2-CVKN-030 (3m)	EH2-SAWM200 (Wall : Vertical Mounting)
			N/A	N/A	N/A	N/A			
EH2-TA0505-R-AT2G EH2-TA0505-L-AT2G	EH2-R1016-S EH2-R1020-S	3.2-16 N·m (2.4-11.8 ft·lb) 4-20 N·m (3-14.8 ft·lb)	EH2-RG02	EH2-CVG2-050	EH2-CVG3-003	EH2-FCN13-RL	EH2-CVR3-050 (5m)	EH2-CVKN-030 (3m)	EH2-SAWM200 (Wall : Vertical Mounting)
			N/A	N/A	N/A	N/A			

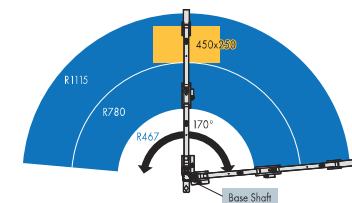
* Note : ② ④ ⑤ ⑥ are standard accessories.

Vertical Tracer Arm



PA0404

Working Range ■ : Fastening Range ■ : Recommended Working Range



1 Model	Applicable Tool Model	Torque Range	2 Rotating Grip	4 Cable for Rotating Grip (Tool Side)	5 Cable for Rotating Grip (Control Unit Side)	6 Connector for RELAY/EXT IN	7 Resolver Cable	8 NET Cable	10 Arm Mounting Bracket
EH2-PA0404-AT1 EH2-PA0404-AT1G	EH2-R0005-SL/SP EH2-R0010-SL/SP EH2-R0005-SC EH2-R0010-SC	1-5 N·m (0.7-3.7 ft·lb) 2-10 N·m (1.5-7.4 ft·lb)	N/A	N/A	N/A	N/A	EH2-CVR3-010 (1m)	EH2-CVKN-005 (0.5m)	EH2-PAFM1 (Floor, Ceiling : Horizontal Mounting)
			N/A	N/A	N/A	N/A			
EH2-PA0404-AT2 EH2-PA0404-AT2G	EH2-R1016-S EH2-R1020-S	3.2-16 N·m (2.4-11.8 ft·lb) 4-20 N·m (3-14.8 ft·lb)	N/A	N/A	N/A	N/A	EH2-CVR3-010 (1m)	EH2-CVKN-010 (1m)	EH2-SAFM500 (Floor, Ceiling : Horizontal Mounting)
			N/A	N/A	N/A	N/A			
EH2-PA0404-AT3 EH2-PA0404-AT3G	EH2-R2035-S EH2-R2055-S	7-35 N·m (5.2-25.8 ft·lb) 11-55 N·m (8.1-40.6 ft·lb)	EH2-RG03	EH2-CVG2-050	EH2-CVG3-003	EH2-FCN13-RL	EH2-CVR3-050 (5m)	EH2-CVKN-030 (3m)	EH2-SAWM200 (Wall : Vertical Mounting)
			N/A	N/A	N/A	N/A			
EH2-PA0404-AT4 EH2-PA0404-AT4G	EH2-R2035-S EH2-R2055-S	7-35 N·m (5.2-25.8 ft·lb) 11-55 N·m (8.1-40.6 ft·lb)	EH2-RG04	EH2-CVG2-050	EH2-CVG3-003	EH2-FCN13-RL	EH2-CVR3-050 (5m)	EH2-CVKN-030 (3m)	EH2-SAWM200 (Wall : Vertical Mounting)
			N/A	N/A	N/A	N/A			

* Note : ② ④ ⑤ ⑥ are standard accessories.

Trace Control Unit

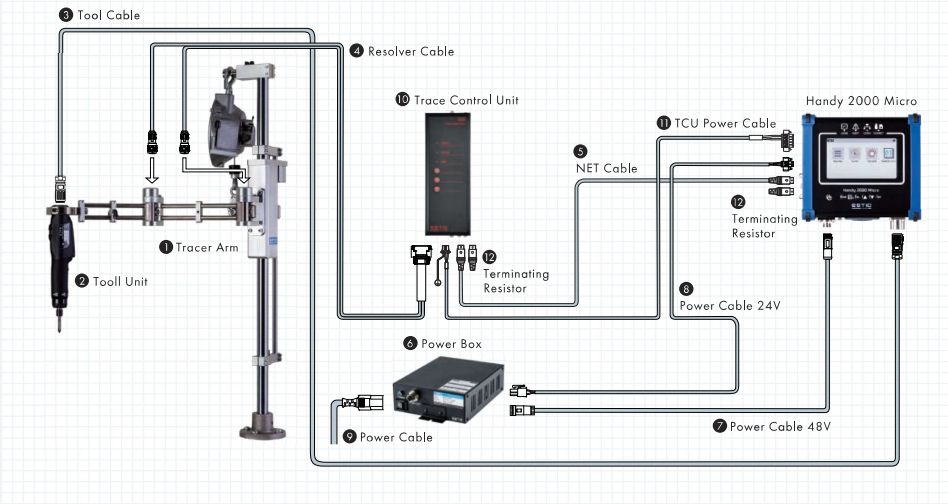
Model	Control Input/Output	Operating Power Supply	Number of Assignable Programs	Weight (kg)
EH2-TCU-L	R/I/O (IN/OUT) : 6 Points (PNP/NPN)	24V DC±10% (Supplied from Handy 2000 Lite plus / Touch)	99 (Up to 63 positions can be registered per program)	0.9
EH2-TCU-E	R/I/O (IN/OUT) : 6 Points (PNP/NPN) EXTR/O (IN/OUT) : 24 Points (PNP/NPN)			

Accessories

⑩ TCU Power Cable	⑪ Terminating Resistor	⑫ TCU Mounting Bracket
EH2-CVDC-030 (3m)	EH2-CNST (Requires 2 Pieces)	EH2-TCU-BRK12

Tracer Arm Specifications

System Layout



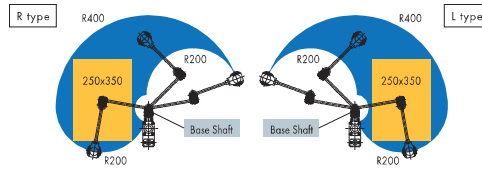
Micro Tracer Arm



Torque Range	0.1-5.0 N·m
Arm Length	200 x 200 mm
Weight	10.0 kg

MTA0202

Working Range ■ : Fastening Range ■ : Recommended Working Range



① Model	② Applicable Tool Model	Torque Range	③ Tool Cable	④ Resolver Cable	⑤ NET Cable
EH2-MTA0202-R-AT1 EH2-MTA0202-L-AT1	EH2-RA1000-SNL/SNP EH2-RA2000-SNL/SNP EH2-RA5000-SNL/SNP	0.1-1.0 N·m [0.89-8.85 in·lb] 0.2-2.0 N·m [1.77-17.70 in·lb] 0.5-5.0 N·m [4.43-44.26 in·lb]	ECV-T01SS010-S (1m) ECV-T01SS015-S (1.5m) ECV-T01SS030-S (3m) ECV-T01SS100-S (10m)	EH2-CVR2-030 (3m)	EH2-CVNK-005 (0.5m) EH2-CVNK-010 (1m) EH2-CVNK-030 (3m)

Power Box

⑥ Power Box	⑦ Power Cable 48V	⑧ Power Cable 24V	⑨ Power Cable
EACC-PS48V+24V	ECV-P48V-050 (5m)	ECV-P24V-050 (5m)	EH2-CP02-UL1 (For Japan and USA 100V AC) EH2-CP02-CE2 (No plug 200V AC)

Trace Control Unit

⑩ Model	Control Input/Output	Operating Power Supply	Number of Assignable Programs	Weight (kg)
EH2-TCU-N	PI/O (IN/OUT) : 6 Points (PNP/NPN)	24V DC±10% (Supplied from Handy 2000 Micro)	99 (Up to 63 positions can be registered per program)	0.9
EH2-TCU-E	PI/O (IN/OUT) : 6 Points (PNP/NPN) EXTPI/O (IN/OUT) : 24 Points (PNP/NPN)			

Accessories

⑪ TCU Power Cable	⑫ Terminating Resistor
EH2-CVDC-030 (3m)	EH2-CNST (Requires 2 Pieces)

Robot



Technology

New Robot System proposed by ESTIC

The ESTIC ROBOT SYSTEM is ideal for building a screw tightening robot that makes use of the Handy 2000 series nutrunner. The nutrunner controls the robot to shorten the cycle time and enable centralized system management without using a PLC. Selecting the robot system and nutrunner is the only decision required to get started. This system can be easily introduced even without any difficult knowledge such as ladder programming or software maintenance management.

Benefits

- Simple Settings
- Improves Productivity
- Production Guarantee
- Reduces Cycle Time
- Batch Setting

Movie



<https://youtu.be/iGZw4vC5fwI>